



PRODUCT BROCHURE

ENERGY FREEDOM

SUSTAINABILITY &

RELIABILITY 

www.litimesolutions.com 

 sales@litimesolutions.com

ONE-STOP ENERGY STORAGE SOLUTION

LiFePO4 Battery Expert



“ **AT LITIME**, we believe in the power of clean energy. From product design and development to sustainable packaging, we prioritize customer-centric innovation. We aim to provide comprehensive one-stop independent energy solutions while fostering global collaboration.

Why LiTime? Your Best Choice of Energy Storage



One-Stop
Energy Storage
Solution



16+ Years
Industry Expert



5-Year Warranty
and 10-Year Lifespan



Top-Tier
LiFePO4 Battery



User-Driven
Innovation



Convenient Monitoring
via LiTime APP



Custom
Lithium Battery Solutions



Prompt & Professional
Customer Support

Certifications



RoHS



METI

UN38.3



LITHIUM BATTERY SOLUTIONS



For RV, Vans & Campers



For Marine



For Golf Carts



For Home Energy Storage

For Floor Sweeper



For Service Robots



For Lawn Mower



For Scissor Lift



For Agricultural Automation



For Data Center



For Security Monitoring



For Automated Guided Vehicle



PAGE

GUIDE



12V LiFePO4
Battery Series

PAGE **01**



24V LiFePO4
Battery Series

05



36V LiFePO4
Battery Series

06



48V LiFePO4
Battery Series

07



System Devices

08

- AC-DC Chargers
- DC-DC Chargers
- Solar Charge Controllers
- Power Convert Devices



Battery Accessories

12

LIFEPO4 BATTERY



12V Series Specifications

12V 6Ah/12Ah/20Ah Basic



12V 20Ah Starting Battery Group U1



12V 45Ah Group U1

Part Number	L12V20-20-BASIC-4-A20	L12V20-20-ST-CCA630-4-A33	L12V45-45-GU1-WCHR-12-A33
Energy	76.8Wh / 153.6Wh / 256Wh	256Wh	576Wh
Optional Features	/	/	/
Battery Management System (BMS) Broad	6A / 12A / 20A	20A	45A
Max. Continuous Charge Current	6A / 12A / 20A	Charger : 30A; Outboard Alternator : 80A	45A
Max. Continuous Discharge Current	6A / 12A / 20A	20A	45A
Max. Discharge Current 1 Second	50A / 75A / 80A	CCA:800A(-10°C); HCA:900A; MCA:810A	225A
Max. Continuous Output Power	76.8W / 153.6W / 256W	256W	576W
Dimensions/Weight	6Ah: L5.95*W2.56*H3.7 inch / 1.76 lbs 12Ah: L5.95*W3.86*H3.74 inch / 3.20 lbs 20Ah: L7.17*W3.03*H6.77 inch / 4.92 lbs	L7.76*W5.2*H6.69 inch / 9.68 lbs	L7.76*W5.2*H6.69 inch / 9.47 lbs
Protection Class	IP65	IP67	IP65
Max. Expansion	4P4S	No Series, No Parallel	4P4S
Recommended Scenarios			



12V Series Specifications

12V 50Ah Basic



12V 50Ah TM



12V 65Ah Group 22NF

Part Number	L12V50-50-BASIC-4-A38	L12V50-50-TM-BT-4-A38	L12V65-65-G22NF-WCHR-4-A55
Energy	640Wh	640Wh	832Wh
Optional Features	/	Bluetooth	/
Battery Management System (BMS) Broad	50A	50A	65A
Max. Continuous Charge Current	50A	50A	65A
Max. Continuous Discharge Current	50A	50A	65A
Max. Discharge Current 1 Second	150A	250A	325A
Max. Continuous Output Power	640W	640W	832W
Dimensions/Weight	L7.68*W6.54*H6.77 inch / 11.66 lbs	L7.68*W6.54*H6.77 inch / 11.13 lbs	L9.02*W5.43*H8.19 inch / 14.02 lbs
Protection Class	IP65	IP65	IP65
Max. Expansion	4P4S	4P4S	4P4S
Recommended Scenarios			

LIFEPO4 BATTERY



mini












12V Series Specifications

12V 100Ah Xtra-Mini Smart

12V 100Ah Mini Basic

12V 100Ah Mini

Part Number	L12V100-100-XTRA-MINI-BT-4-A55	L12V100-100-MINI-16-A60	L12V100-100-MINI-BT-16-A60
Energy	1280Wh	1280Wh	1280Wh
Optional Features	Bluetooth	/	Bluetooth
Battery Management System (BMS) Broad	100A	100A	100A
Max. Continuous Charge Current	100A	100A	100A
Max. Continuous Discharge Current	100A	100A	100A
Max. Discharge Current 1 Second	330A	330A	500A
Max. Continuous Output Power	1280W	1280W	1280W
Dimensions/Weight	L10.24 * W5.24 * H8.94 inch / 18.96 lbs	L10.24 * W5.24 * H8.94 inch / 18.96 lbs	L10.24*W5.24*H8.96 inch / 19.84lbs
Protection Class	IP65	IP65	IP65
Max. Expansion	4P4S	4P4S	4P4S
Recommended Scenarios	  	  	  







12V Series Specifications

12V 100Ah Group24

12V 100Ah Group24 Smart

12V 100Ah Basic Group 31

Part Number	L12V100-100-GROUP24-4-A70	L12V100-100-GROUP24-BT-4-A70	L12V100-100-BASIC-4-A100
Energy	1280Wh	1280Wh	1280Wh
Optional Features	/	Bluetooth	/
Battery Management System (BMS) Broad	100A	100A	100A
Max. Continuous Charge Current	100A	100A	100A
Max. Continuous Discharge Current	100A	100A	100A
Max. Discharge Current 1 Second	280A (5s)	500A	280A (5s)
Max. Continuous Output Power	1280W	1280W	1280W
Dimensions/Weight	L10.24*W5.24*H8.96 inch / 19.84lbs	L10.24 * W6.61 * H8.30 inch / 21.9 lbs	L12.95 * W6.77 * H8.43 inch / 24.3 lbs
Protection Class	IP65	IP65	IP65
Max. Expansion	4P4S	4P4S	4P4S
Recommended Scenarios	  	  	  

LIFEPO4 BATTERY



Automatic Self-Heating



Low-Temp Protection



Smart BLUETOOTH 5.0
Low-Temp Protection

12V Series Specifications

12V 100Ah Group31

12V 100Ah TM Group 31

12V 100Ah TM Group31

Part Number	L12V100-100-HEAT-HE-4-A100	L12V100-100-TM-4-A100	L12V100-100-TM-BT-4-A100
Energy	1280Wh	1280Wh	1280Wh
Optional Features	Heating	/	Bluetooth
Battery Management System (BMS) Broad	100A	100A	100A
Max. Continuous Charge Current	100A	100A	100A
Max. Continuous Discharge Current	100A	100A	100A
Max. Discharge Current 1 Second	500A	500A (1s) / 300A (5s)	500A
Max. Continuous Output Power	1280W	1280W	1280W
Dimensions/Weight	L13*W6.77*H8.5 inch / 22.88 lbs	L12.95 * W6.77 * H8.43 inch / 22.2 lbs	L13*W6.77*H8.5 inch / 21.69 lbs
Protection Class	IP65	IP65	IP65
Max. Expansion	4P4S	4P4S	4P4S
Recommended Scenarios			



Smart BLUETOOTH 5.0
Low-Temp Protection



Smart BLUETOOTH 5.0
ComFlex Edition



Smart BLUETOOTH 5.0
Low-Temp Protection

12V Series Specifications

12V 100Ah Outboard Motor Group31

12V 100Ah Victron-Link

12V 100Ah H190 Smart

Part Number	L12V100-100-OBM-BT-4-A100	L12V100-100-COM-BT-4-A100	L12V100-100-H190-BT-4-AC150
Energy	1280Wh	1280Wh	1280Wh
Optional Features	Bluetooth	Bluetooth, CAN/RS485	Bluetooth
Battery Management System (BMS) Broad	100A	100A	100A
Max. Continuous Charge Current	100A	100A	100A
Max. Continuous Discharge Current	100A	100A	100A
Max. Discharge Current 1 Second	500A	500A	500A
Max. Continuous Output Power	1280W	1280W	1280W
Dimensions/Weight	L13*W6.77*H8.5 inch / 22.58 lbs	L13.0 * W6.8 * H8.5 inch / 21.6 lbs	L14.09 * W6.97 * H7.40 inch / 21.8 lbs
Protection Class	IP65	IP65	IP65
Max. Expansion	5P5S	4P4S	4P4S
Recommended Scenarios			

LIFEPO4 BATTERY



12V 100Ah Ultra-Thin (Metal Case)



12V 140Ah H190



12V 165Ah Dual Purpose

12V Series Specifications

Part Number	L12V100-100-SLIM-LTCP-4-SE100	L12V140-150-H190-BT-4-AC150	L12V165-150-DP-BT-CCA1K2-4-A100
Energy	1280Wh	1792Wh	2112Wh
Optional Features	/	Bluetooth	Bluetooth & Self-Heating
Battery Management System (BMS) Broad	100A	150A	150A
Max. Continuous Charge Current	100A	140A	150A
Max. Continuous Discharge Current	100A	150A	150A
Max. Discharge Current 1 Second	500A	700A	1200CCA / 1300MCA / 1500HCA
Max. Continuous Output Power	1280W	1920W	1920W
Dimensions/Weight	L20.87*W11.02*H2.36 inch / 32.89 lbs	L358*W177*H189 mm / 28.7 lbs	L13 * W6.77 * H8.5 in / 33.49 lbs
Protection Class	IP65	IP65	IP67
Max. Expansion	4P4S	4P4S	4P1S (Starting) / 4P4S (Energy Storage)
Recommended Scenarios			



12V 200Ah Plus



12V 230Ah



12V 280Ah Basic

12V Series Specifications

Part Number	L12V200-200-PLUS-8-A160	L12V230-200-HEAT-4-A150	L12V280-200-LTCP-4-A200
Energy	2560Wh	2944Wh	3584Wh
Optional Features	/	Heating	/
Battery Management System (BMS) Broad	200A	200A	200A
Max. Continuous Charge Current	200A	200A	200A
Max. Continuous Discharge Current	200A	200A	200A
Max. Discharge Current 1 Second	600A	1000A	1000A
Max. Continuous Output Power	2560W	2560W	2560W
Dimensions/Weight	L20.95 * W8.15 * H8.46 inch / 48.0 lbs	L19.02*W6.69*H9.45 inch / 46.34 lbs	L20.55 * W9.45 * H8.58 inch / 59.2 lbs
Protection Class	IP65	IP65	IP65
Max. Expansion	4P4S	4P4S	4P4S
Recommended Scenarios			

LIFEPO4 BATTERY



12V Series Specifications

12V 280Ah

12V 300Ah Basic

Part Number	L12V280-200-LTCP-BT-4-A200	L12V300-200-BASIC-4-A200
Energy	3584Wh	3840Wh
Optional Features	Bluetooth	/
Battery Management System (BMS) Broad	200A	200A
Max. Continuous Charge Current	200A	200A
Max. Continuous Discharge Current	200A	200A
Max. Discharge Current 1 Second	1000A	800A
Max. Continuous Output Power	2560W	2560W
Dimensions/Weight	L20.55*W9.33*H8.58 inch / 59.33 lbs	L20.55*W9.33*H8.58 inch / 57.76 lbs
Protection Class	IP65	IP65
Max. Expansion	4P4S	4P4S
Recommended Scenarios		



24V Series Specifications

24V 50Ah TM Group24

24V 100Ah Victron-Link

24V 100Ah Basic

Part Number	L24V50-50-TM-BT-8-A70	L24V100-100-COM-BT-8-A160	L24V100-100-BASIC-8-A160
Energy	1280Wh	2560Wh	2560Wh
Optional Features	Bluetooth	Bluetooth, CAN/RS485	/
Battery Management System (BMS) Broad	50A	100A	100A
Max. Continuous Charge Current	50A	100A	100A
Max. Continuous Discharge Current	50A; 60A@30mins	100A	100A
Max. Discharge Current 1 Second	250A	500A	280A (5s)
Max. Continuous Output Power	1280W	1280W	2560W
Dimensions/Weight	L10.24*W6.61*H8.27 inch / 21.20 lbs	L20.95 * W8.15 * H8.50 inch / 41.0 lbs	L20.95 * W8.15 * H8.46 inch / 45.6 lbs
Protection Class	IP65	IP65	IP65
Max. Expansion	4P2S	16P1S (Comms) / 4P2S (no Comms)	4P2S
Recommended Scenarios			



24V Series Specifications

24V 100Ah

24V 200Ah Basic Group8D

Part Number	L24V100-100-BASIC-BT-8-A160	L24V200-200-BASIC-16-A250
Energy	2560Wh	5120Wh
Optional Features	Bluetooth	/
Battery Management System (BMS) Broad	100A	200A
Max. Continuous Charge Current	100A	200A
Max. Continuous Discharge Current	100A	200A
Max. Discharge Current 1 Second	500A	800A
Max. Continuous Output Power	2560W	5120W
Dimensions/Weight	L20.95*W8.15*H8.5 inch / 43.52 lbs	L20.47*W10.55*H 8.66 inch / 82.67 lbs
Protection Class	IP65	IP65
Max. Expansion	4P2S	4P2S

Recommended Scenarios



36V Series Specifications

36V 50Ah TM Group31

38.4V 60Ah GC

Part Number	L36V50-50-TM-BT-12-A100	L36V60-120-GC-48-A160
Energy	1920Wh	2304Wh
Optional Features	Bluetooth	/
Battery Management System (BMS) Broad	50A	120A
Max. Continuous Charge Current	50A	60A
Max. Continuous Discharge Current	50A; 60A@30mins	120A
Max. Discharge Current 1 Second	250A	600A
Max. Continuous Output Power	1920W	For Electric Cart: 3000W For Energy Storage: 4608W
Dimensions/Weight	L13*W6.77*H8.5 inch / 33.14 lbs	L20.95*W8.15*H8.5 inch / 19.76 lbs
Protection Class	IP65	IP65
Max. Expansion	4P1S	4P1S

Recommended Scenarios



LIFEPO4 BATTERY



48V Series Specifications

48V 100Ah S3U (Metal Case)



51.2V 30Ah GC2



51.2V 100Ah Basic Group8D

Part Number	L48V100-100-BASIC-15-S3U	L51.2V30-100-GC-BT-32-AGC2	L51.2V100-100-BASIC-16-A250
Energy	4800Wh	1536Wh	5120Wh
Optional Features	/	Bluetooth	/
Battery Management System (BMS) Broad	100A	100A	100A
Max. Continuous Charge Current	100A	30A	100A
Max. Continuous Discharge Current	100A	80A	100A
Max. Discharge Current 1 Second	400A	300A	400A
Max. Continuous Output Power	4800W	For Electric Cart: 3000W For Energy Storage: 4096W	5120W
Dimensions/Weight	L17.4*W18.9*H5.24 inch (Without handle) / 92.59 lbs	L10.24*W7.09*H10.43 inch / 29.03 lbs	L20.47*W10.55*H8.66 inch / 80.78 lbs
Protection Class	/	IP65	IP65
Max. Expansion	4P1S	8P1S	4P1S
Recommended Scenarios			



48V Series Specifications

51.2V 100Ah COM (Metal Case)

Part Number	L51.2V100-100-COM-16-S3U
Energy	5120Wh
Optional Features	CAN/RS485
Battery Management System (BMS) Broad	100A
Max. Continuous Charge Current	100A
Max. Continuous Discharge Current	100A
Max. Discharge Current 1 Second	110A
Max. Continuous Output Power	5120W
Dimensions/Weight	L17.4*W18.9*H5.24 inch (Without handle) / 98.33 lbs
Protection Class	/
Max. Expansion	16P1S
Recommended Scenarios	

Battery Temperature Range

Heating Battery:

Charge: -20°C to 50°C / -4°F to 122°F
 Discharge: -20°C to 60°C / -4°F to 140°F
 Storage: -10°C to 50°C / 14°F to 122°F

Non-heating battery:

Charge: 0°C to 50°C / 32°F to 122°F
 Discharge: -20°C to 60°C / -4°F to 140°F
 Storage: -10°C to 50°C / 14°F to 122°F

SYSTEM DEVICES



AC-DC CHARGERS

Single-Output Chargers



For 12V

LiFePO₄ Batteries

14.6V 10A



14.6V 10A WaterProof



14.6V 20A

Input Voltage Range	AC100V to 240V; 50Hz to 60Hz	AC100V to 240V; 47Hz to 63Hz	AC100V to 240V; 50Hz to 60Hz
Charging Current	10A	10A	20A
Protection Class	/	IP65	/
Dimensions/Weight	L7.09*W3.58*H2.03 inch / 2.07 lbs	L8.19*W3.58*H2.07 inch / 3.86 lbs	L8.13*W3.56*H2.5 inch / 2.87 lbs
Temperature Range	Operating: -20°C to 40°C / -4°F to 104°F Storage: -40°C to 70°C / -40°F to 158°F	Operating: -20°C to 40°C / -4°F to 104°F Storage: -40°C to 70°C / -40°F to 158°F	Operating: -20°C to 40°C / -4°F to 104°F Storage: -40°C to 70°C / -40°F to 158°F



For 12V

LiFePO₄ Batteries

14.6V 40A



For 24V

LiFePO₄ Batteries

29.2V 20A

Input Voltage Range	AC100V to 240V; 50Hz to 60Hz	AC100V to 240V; 50Hz to 60Hz
Charging Current	40A	20A
Protection Class	/	/
Dimensions/Weight	L11.54*W5.31*H2.78 inch / 6.17 lbs	L10.87*W4.75*H3.52 inch / 5.07 lbs
Temperature Range	Operating: -20°C to 40°C / -4°F to 104°F Storage: -40°C to 70°C / -40°F to 158°F	Operating: -20°C to 40°C / -4°F to 104°F Storage: -40°C to 70°C / -40°F to 158°F



For 36V

LiFePO₄ Batteries

43.8V 18A



For 48V

LiFePO₄ Batteries

58.4V 10A

Input Voltage Range	AC100V to 240V; 50Hz to 60Hz	AC100V to 240V; 50Hz to 60Hz
Charging Current	18A	10A
Protection Class	/	/
Dimensions/Weight	L10.89*W4.72*H2.95 inch / 5.07 lbs	L9.25*W4.72*H2.83 inch / 4.63 lbs
Temperature Range	Operating: -25°C to 45°C / -13°F to 113°F Storage: -40°C to 80°C / -40°F to 176°F	Operating: -20°C to 40°C / -4°F to 104°F Storage: -40°C to 70°C / -40°F to 158°F

AC-DC CHARGERS

Multi-Output Chargers



For 12V LiFePO4 Batteries

**14.6V 10A
2 Bank**

Input Voltage Range	AC90V to 260V; 47Hz to 63Hz
Charging Current	10A*2
Protection Class	IP65
Output Voltage(DC)	14.6V/LFP; 16.8V/NCM; 14.7V/Lead Acid
Dimensions/Weight	L9.08*W6.18*H2.48 inch / 7.72 lbs
Temperature Range	Operating: -20°C to 40°C / -4°F to 104°F Storage: -40°C to 70°C / -40°F to 158°F

DC-DC CHARGERS



12V 40A DC-DC With MPPT

Service Battery Voltage Range	7V to 15.4V
Max. Charging Current	40A
Min. Solar Input Voltage	30V
Max. Solar Input Voltage	10V
Max. Solar Input Power	600W
Max. Alternator Input Power	600W
Dimensions/Weight	L5.83*W1.89*H7.44 inch / 2.43 lbs
Temperature Range	Operating: -10°C to 40°C / 14°F to 104°F Storage: -20°C to 70°C / -4°F to 158°F
Compatible Battery Types	SLA, GEL, AGM, CA, LFP

SOLAR CHARGE CONTROLLERS



24V 30A MPPT Smart

Model	12/24V 30A MPPT Bluetooth
Max. Solar Input Voltage	100V
System Voltage	12V/24V
Rated Charging Current	30A
Rated Load Current	20A
Max. Solar Panel System Input Power	450W/12V, 900W/24V
Dimensions/Weight	L10.59*W7.09*H3.25 inch / 4.41 lbs



48V 60A MPPT Smart

Model	12/24/36/48V 60A MPPT Bluetooth
Max. Solar Input Voltage	150V
System Voltage	12V/24V/36V/48V
Rated Charging Current	60A
Rated Load Current	20A
Max. Solar Panel System Input Power	900W/12V, 1800W/24V, 2600W/36V, 3200W/48V
Dimensions/Weight	L12.13*W8.27*H4.04 inch / 10.03 lbs

POWER CONVERT DEVICES

Pure Sine Wave Inverters



Specifications

12V 1000W Inverter

12V 2000W Inverter

Rated Power	1000W (pure sine wave)	2000W (pure sine wave)
Peak of Surge Power	2000W	4000W
Input Voltage Range	10.5-16.0VDC	10.5-16.0VDC
Output Voltage	120VAC±10%	120VAC±10%
Frequency	60Hz	60Hz
Operating Temperature	-20°C to 40°C / -4°F to 104°F	-20°C to 40°C / -4°F to 104°F
Dimensions/Weight	L10.70*W6.22*H4.01 inch / 5.14 lbs	L14.17*W7.42*H4.01 inch / 9.04 lbs

Pure Sine Wave Inverters



Specifications


12V 3000W Inverter

Rated Power	3000W (pure sine wave)
Peak of Surge Power	6000W
Input Voltage Range	10.5-16.0VDC
Output Voltage	120VAC±10%
Frequency	60Hz
Operating Temperature	-20°C to 40°C / -4°F to 104°F
Dimensions/Weight	L16.53*W7.42*H4.01 inch / 11.02 lbs
Max. Charger Current	-
Charging Voltage Range	-

BATTERY ACCESSORIES



500A Battery Monitor



Battery Hold Down kit



RS485 Display

CUSTOMIZABLE

LITHIUM BATTERY SERVICE



PCS/BMS Independent R&D Capabilities



All-link R&D Technology



Custom Lithium Battery Based On In-depth User Application Analysis



Integrated R&D, Production, Branding, Sales, and After-sales Service



Global Distribution Center



INDUSTRY LITHIUM BATTERY EXPERTS

Head Quarter

19th Floor, Building 2,
Jingji Yujing Times Building,
Longgang District, Shenzhen, 518172, China


US OFFICE ◀


JAPAN OFFICE ◀

GERMANY OFFICE ◀

Powered by **AmpereTime**

Li Time × **★STARRY SEA★**

www.litimesolutions.com 

 sales@litimesolutions.com